



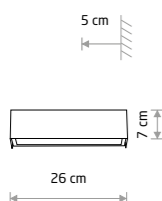
STRAIGHT WALL LED M 7561



STRAIGHT WALL LED S 7568



STRAIGHT WALL XS 7601

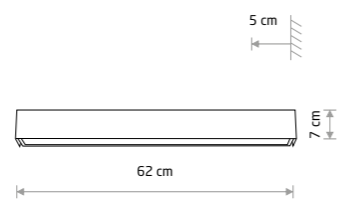


STRAIGHT WALL XS

Painted steel, plastic PMMA

- 6345
- 6350
- 7601

1x E14, max 10W only LED

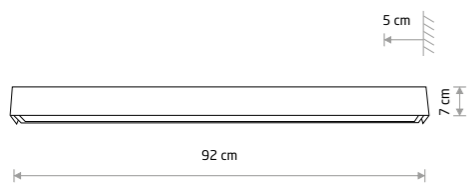


STRAIGHT WALL LED S

Painted steel, plastic PMMA

- 7568
- 7562
- 7596

1x LED TUBE T8, max 11W, included

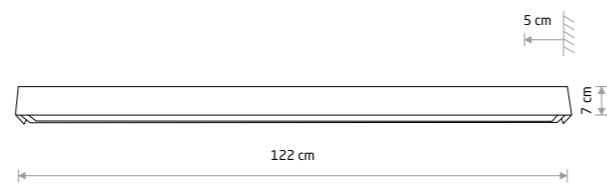


STRAIGHT WALL LED M

Painted steel, plastic PMMA

- 7567
- 7561
- 7594

1x LED TUBE T8, max 16W, included



STRAIGHT WALL LED L

Painted steel, plastic PMMA

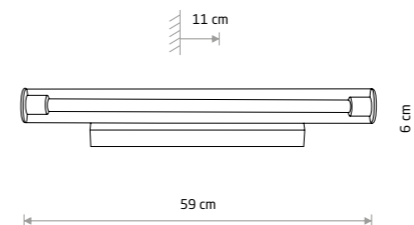
- 7566
- 7560
- 7595

1x LED TUBE T8, max 22W, included

Name	Size	Power	Colour temp.	Luminous flux	Beam angle	Colour Rendering Index (CRI)	Input	Power factor	Lifetime	Material
LED TUBE T8	60 cm	11W LED	3000K	1700 lm	120°	≥80	~220-230 V, 50/60 Hz	>0,5	30000h	CLEAR GLASS
LED TUBE T8	90 cm	16W LED	3000K	2300 lm	120°	≥80	~220-230 V, 50/60 Hz	>0,5	30000h	CLEAR GLASS
LED TUBE T8	120 cm	22W LED	3000K	3200 lm	120°	≥80	~220-230 V, 50/60 Hz	>0,5	30000h	CLEAR GLASS



ION LED M 8171



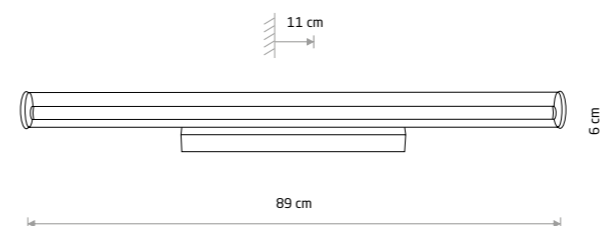
ION LED M

glass, chrome plated steel

8171



ION LED L 8172



ION LED L

glass, chrome plated steel

8172

Item No.	Power	Colour temp.	Luminous flux	Beam angle	Colour Rendering Index (CRI)	Input	Safety type	Power factor	Ingress protection	Lifetime
8171	12W LED	3000K	870 lm	130°	≥80	~220-230 V, 50/60 Hz	⊕	>0,5	IP20	30000h
8172	18W LED	3000K	1300 lm	130°	≥80	~220-230 V, 50/60 Hz	⊕	>0,5	IP20	30000h

WHITE P004 RAL 9003 GRAPHITE P010 RAL 7016 BLACK P013 RAL 9005

CHROME